



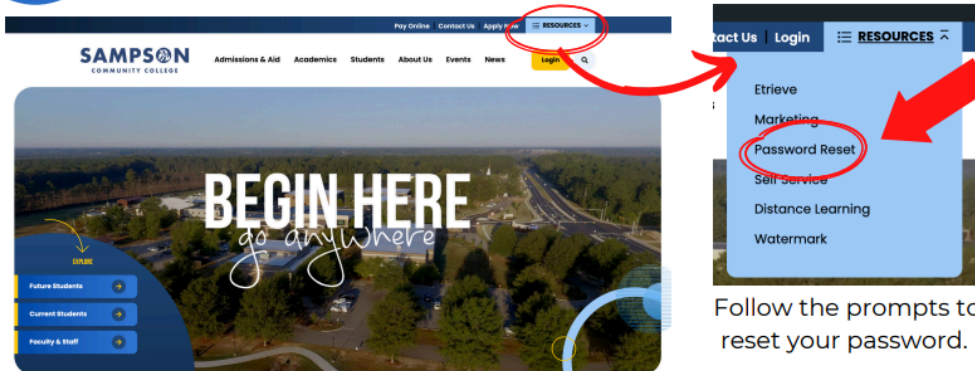
VIKING & VIKING CREW ORIENTATION GUIDE

You will need your SCC username and 7-digit student ID to proceed

1

Create Password

Go to sampsoncc.edu
Select the light blue resources menu at the top of the page




Follow the prompts to reset your password.

2


Click Login

At the top right corner of sampsoncc.edu
or visit sampsoncc.edu/login




3

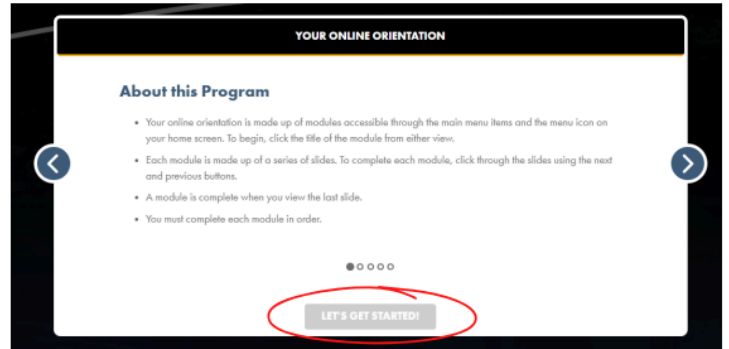
Click the Viking Orientation App



4 Select Student Login

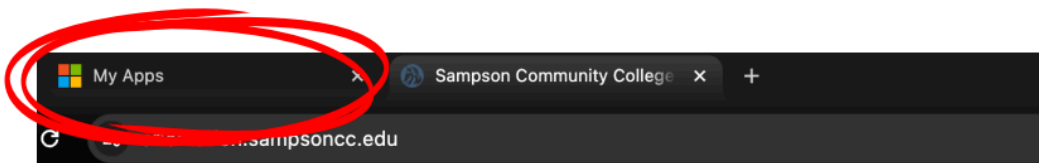


5 Your orientation is ready! Please complete each section of the orientation.




6 After Orientation completion return to your Apps Page.


You should be able to tab over from the open orientation tab.



7 Select the Viking Crew icon to begin the second required orientation.



8 Select Student Login



9 Your orientation is ready to be completed!

HAVE QUESTIONS?
Please reach out to admissions@sampsoncc.edu